

MemoryUp Personal

User Manual

MOBILE RAM BOOSTER



eMobiStudio Inc
Home: <http://www.emobistudio.com>
Wap: <http://wap.emobistudio.com>
Email: support@emobistudio.com

Table of Content

Introduction	3
Main Features	3
Product Activation.....	3
Running MemoryUp.....	4
Main Window.....	4
Real-time Mobile RAM Calculation & Display.....	4
One Click to Quick Boost.....	5
Upgrade to MemoryUp Professional.....	5
Check for new version.....	6

Introduction

Everybody talks about Smartphone's RAM, but what does RAM mean? RAM (Random Access Memory) can be thought of as a temporary storage area for your smartphone. Every time you start a program or open a file, the smartphone stores information related to them in RAM. It's important to realize that RAM is finite, which means that the more applications or files you open, less RAM is available.

MemoryUp Personal is a powerful Java virtual machine (JVM) management and RAM boosting tool specially designed for smartphones. What MemoryUp exactly does is to take control of JVM for each smartphone system, smartly analyze running J2ME programs (including hidden programs), automatically allocate and recover respective occupied RAM, and boost system to its best performance. In case of some applications are no longer active on your smartphone, MemoryUp can reclaim lost resources and put them to better use. By reclaiming resources, the smartphone does not need to access the hard drive as frequently. This will greatly enhance your smartphone's performance.

By using MemoryUp, to boost you smartphone is one click away!

Main Features

For most smartphones, there are dozens of J2ME programming running in front-end or back-end, which takes lots of RAM from your smartphone. MemoryUp can monitor your system in the background, freeing resources when needed. Many smartphone owners have also installed J2ME programs on their phones. MemoryUp can help you to automatically analyze and recover up to 50% RAM occupied by your programs. The main features of MemoryUp include:

- **Real-time Mobile Memory Calculation & Statistics**

MemoryUp gives you professional, easy-to-read statistics on your smartphone's memory use. You can see a graph of your total memory and current memory use. MemoryUp makes it easy to see how well your smartphone is performing, and where any problems are.

- **Quick Boosting**

In addition to monitoring and reclaiming your memory on its own, MemoryUp lets you boost your memory by hand. The Quick Boost feature lets you watch as MemoryUp works - you can see more memory become available. Quick Boost remembers the settings that work best on your smartphone.

- **Full optimized for J2ME supported Device**

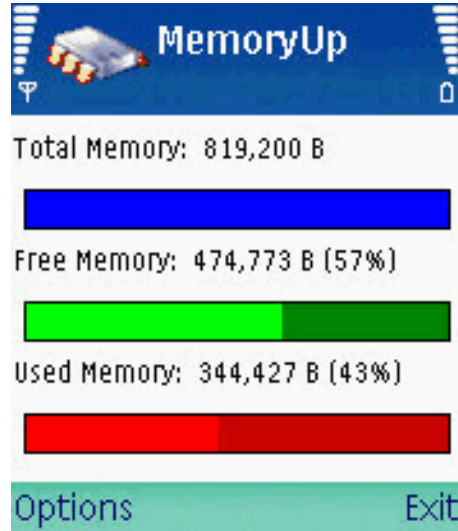
Product Activation

This product is **100% freeware** which requires no registration key to unlock the free version.

Running MemoryUp

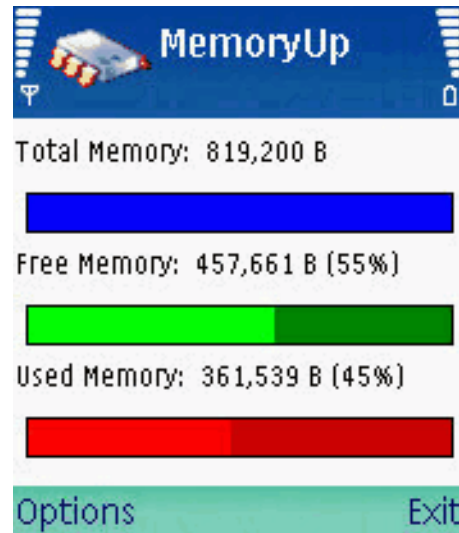
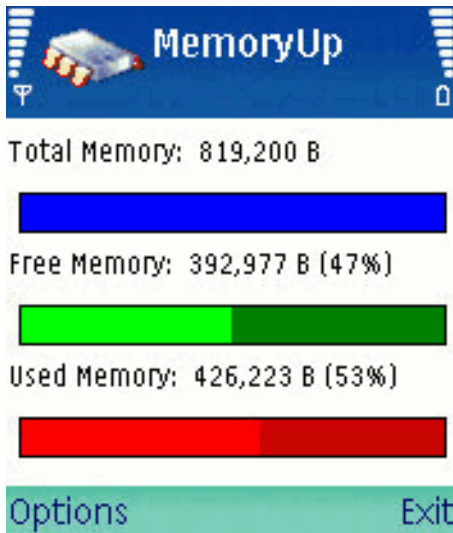
Select the MemoryUp icon in the main menu to start MemoryUp Personal.

Main Window



Real-time Mobile RAM Calculation & Display

MemoryUp Personal will automatically calculate the real-time RAM usage status for your mobile phone. The status info are comprised of Total memory, free memory and used memory (in Bytes). All these RAM usage status will be displayed accurately on the main window of MemoryUp.



One Click to Quick Boost

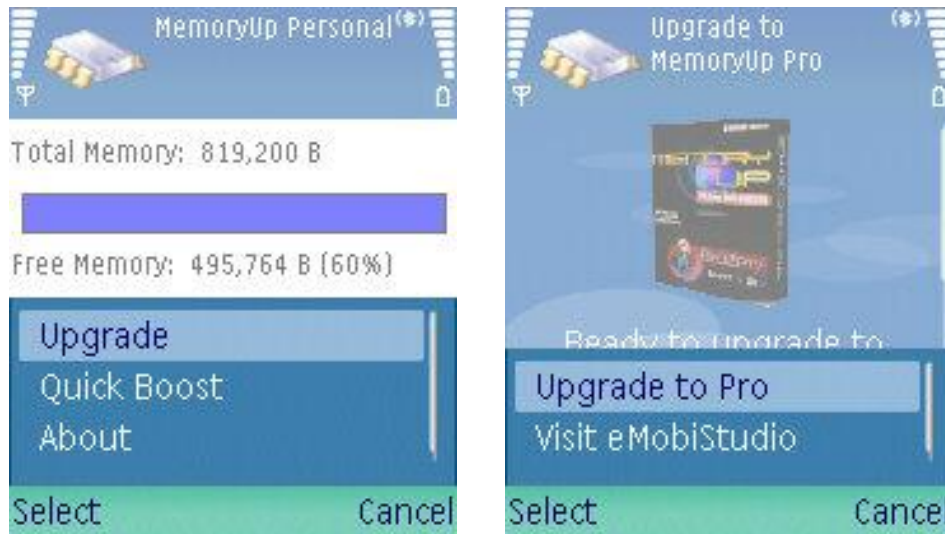
By clicking "Quick Boost" command in the main menu, you can launch a quick boost operation right away. MemoryUp will intelligently start to check your smartphone's RAM status, defrag and re-allocate free RAM, and finally recover these available RAM. The amount of recovered RAM by quick boost (in Bytes) will be displayed as soon as the quick boost process is finished.



Upgrade to MemoryUp Professional

By clicking the "Upgrade" option in the main menu, you will enter the "Upgrade to MemoryUp Pro" page. There you can get a short brief of extra features in MemoryUp Professional version. By clicking "Upgrade to Pro" option in the main menu, you will be

directly led to our wap website. There you can choose to order MemoryUp Pro as well as to upgrade your MemoryUp Personal to MemoryUp Pro by launching an OTA (Over the Air) installation directly from your smartphone.



Check for new version



To check for new version of MemoryUp Personal, firstly you should enter into the "About" Page. By clicking the sub-menu, you can see the "Check for new version" option. Just click to select the option, you will be directly led to our wap website. There you can check up whether your MemoryUp Personal is up to date. You can also choose to upgrade your MemoryUp Personal by launching an OTA (Over the Air) installation directly from your smartphone.